



SIRIUS SATELLITE RADIO INTERFACE

KCA-SC100



- OWNER'S MANUAL
Please read before using this equipment.
- MODE D'EMPLOI
Veuillez lire avant d'utiliser cet appareil.

ALPINE ELECTRONICS OF AMERICA, INC.

19145 Gramercy Place
Torrance, California 90501 U.S.A.
Phone 1-800-ALPINE-1 (1-800-257-4631)

777 Supertest Road
Toronto, Ontario M3J 2M9 Canada
Phone 1-800-ALPINE-1 (1-800-257-4631)

Designed by Alpine Electronics of America, Inc.

EN

FR

Contents

WARNING	E-2
CAUTION	E-3
Package Contents	E-4
Instillation	E-4
System Connection Examples	E-5-E-7
Compatibility Chart	E-8
SYSTEM Wiring	E-9
Warranty	E-10

WARNING

WARNING

This symbol means important instructions. Failure to heed them can result in serious injury or death.

DO NOT DISASSEMBLE OR ALTER.

Doing so may result in an accident, fire or electric shock.

KEEP SMALL OBJECTS SUCH AS BATTERIES OUT OF THE REACH OF CHILDREN.

Swallowing them may result in serious injury. If swallowed, consult a physician immediately.

USE ONLY IN CARS WITH A 12 VOLT NEGATIVE GROUND.

(Check with your dealer if you are not sure.) Failure to do so may result in fire, etc.

BEFORE WIRING, DISCONNECT THE CABLE FROM THE NEGATIVE BATTERY TERMINAL.

Failure to do so may result in electric shock or injury due to electrical shorts.

DO NOT SPLICE INTO ELECTRICAL CABLES.

Never cut away cable insulation to supply power to other equipment. Doing so will exceed the current carrying capacity of the wire and result in fire or electric shock.

DO NOT DAMAGE PIPE OR WIRING WHEN DRILLING HOLES.

When drilling holes in the chassis for installation, take precautions so as not to contact, damage or obstruct pipes, fuel lines, tanks or electrical wiring. Failure to take such precautions may result in fire.

DO NOT USE BOLTS OR NUTS IN THE BRAKE OR STEERING SYSTEMS TO MAKE GROUND CONNECTIONS.

Bolts or nuts used for the brake or steering systems (or any other safety-related system), or tanks should NEVER be used for installations or ground connections. Using such parts could disable control of the vehicle and cause fire etc.

DO NOT ALLOW CABLES TO BECOME ENTANGLED IN SURROUNDING OBJECTS.

Arrange wiring and cables in compliance with the manual to prevent obstructions when driving. Cables or wiring that obstruct or hang up on places such as the steering wheel, shift lever, brake pedals, etc. can be extremely hazardous.

USE THIS PRODUCT FOR MOBILE 12V APPLICATIONS.

Use for other than its designed application may result in fire, electric shock or other injury.

MAKE THE CORRECT CONNECTIONS.

Failure to make the proper connections may result in fire or product damage.

CAUTION

This symbol means important instructions. Failure to heed them can result in injury or material property damage.

USE SPECIFIED ACCESSORY PARTS AND INSTALL THEM SECURELY.

Be sure to use only the specified accessory parts. Use of other than designated parts may damage this unit internally or may not securely install the unit in place. This may cause parts to become loose resulting in hazards or product failure.

DO NOT INSTALL IN LOCATIONS WITH HIGH MOISTURE OR DUST.

Avoid installing the unit in locations with high incidence of moisture or dust. Moisture or dust that penetrates into this unit may result in product failure.


HAVE THE WIRING AND INSTALLATION DONE BY EXPERTS.

The wiring and installation of this unit requires special technical skill and experience. To ensure safety, always contact the dealer where you purchased this product to have the work done.

ARRANGE THE WIRING SO IT IS NOT CRIMPED OR PINCHED BY A SHARP METAL EDGE.

Route the cables and wiring away from moving parts (like the seat rails) or sharp or pointed edges. This will prevent crimping and damage to the wiring. If wiring passes through a hole in metal, use a rubber grommet to prevent the wire's insulation from being cut by the metal edge of the hole.

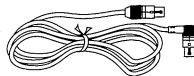
Package Contents



KCA-SC100 Module x 1



Power Harness x 1

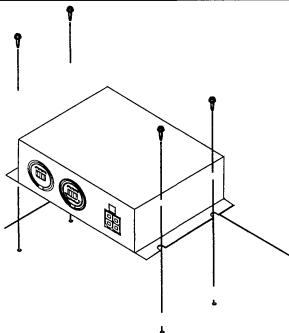


2.5 Meter Ai-NET Cable x 1



Mounting Screws x 4

Installation



1. Locate the decide mounting position.
2. Mark the postion of the mounting screws.
3. Drill 3mm (1/8") holes or smaller.

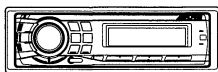
WARNING

Be carful not to damage fuel lines, tanks or electrical wiring.
Doing so could lead to accidents or fire.

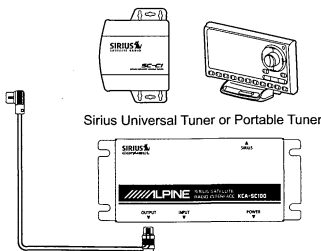
4. Securely the unit using the four mounting screws.

System Connection Examples

System 1: Alpine Headunit and KCA-SC100

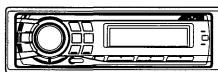


Ai-NET Alpine Head Unit

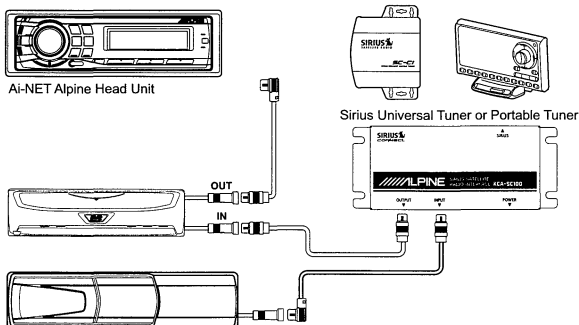


Sirius Universal Tuner or Portable Tuner

System 2: Alpine Headunit, DVD Player, CD Changer and KCA-SC100



Ai-NET Alpine Head Unit

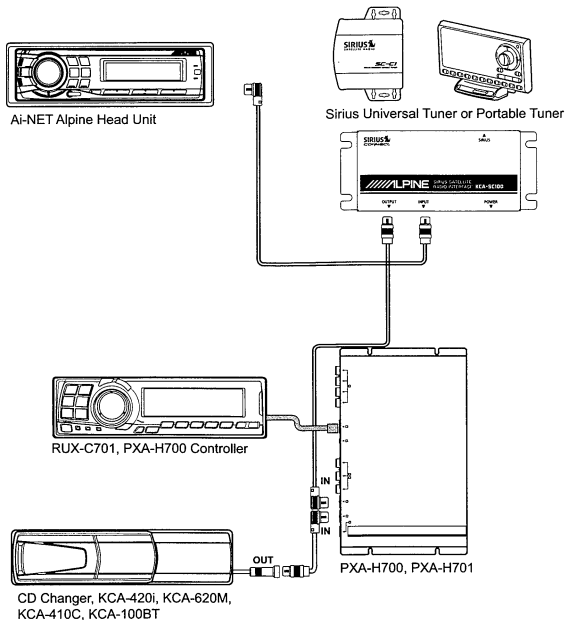


Sirius Universal Tuner or Portable Tuner

CD Changer, KCA-420I, KCA-620M,
KCA-410C, KCA-100BT

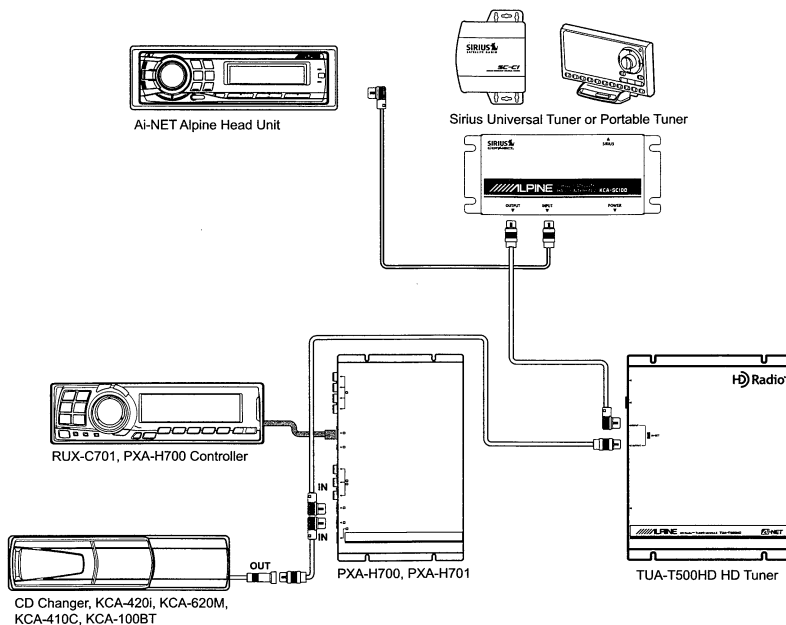
System Connection Examples

System 3: Alpine Headunit, CD-Changer, Audio Processor and KCA-SC100



System Connection Examples

System 4: Alpine Headunit, HD Radio Tuner, CD-Changer, Audio Processor and KCA-SC100



Compatibility Chart

The following Alpine Head Units are fully compatible with the KCA-SC100.
Features include: Category and Channel search

CDA-7873	CDA-9805	CDA-9835	DVA-7996
CDA-7875	CDA-9807	CRA-1667RF	DVA-9860
CDA-7876	CDA-9811	CDA-9847	DVA-9861
CDA-7878	CDA-9813	CDA-9851	IVA-D100
CDA-7892	CDA-9815	CDA-9853	IVA-D300
CDA-7897	CDA-9825	CDA-9855	IVA-D310
CDA-7977	CDA-9826	CDA-9856	IVA-D900
CDA-7984	CDA 9827	CDA-9857	IVA-D901
CDA-7993	CDA-9830	CVA-1003	IVA-W200
CDA-7995	CDA-9831	CVA-1004	VPA-B211A
CDA-7998	CDA-9833	CVA-1004	VPA-B222

The following Alpine Head Units are fully compatible with the KCA-SC100.
Features include: Category, Channel, Song, and Artist search, Game alert, Instant Reply, Song and Atrst Alert.

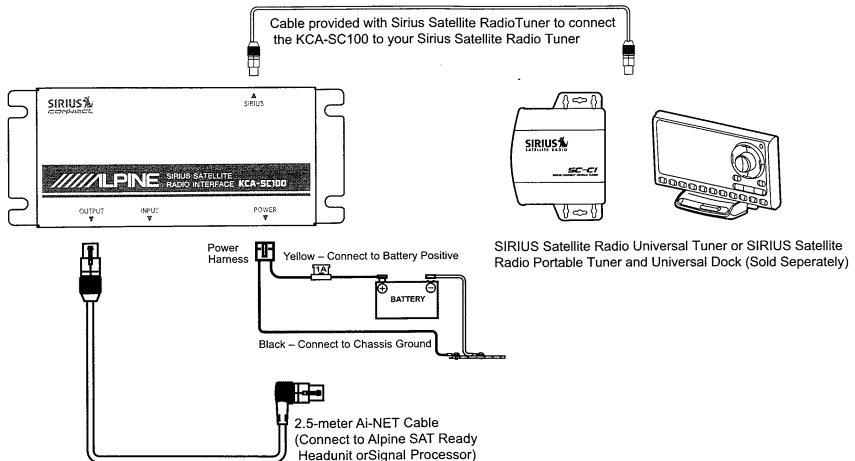
CDA-9883	CDA-9885	CDA-9887
IVA-W205	IVA-D105	iDA-X001

*All 2007 Ai-NET Head Units and newer.

*Refer to your Head Unit owners manual for operation with Satellite Radio or go to www.alpine-usa.com to download your Head Unit owners manual.

8-EN

System Wiring



Note: It is important to follow the Input/Output configuration of the Ai-NET system. The directionality is in reference to the Audio Path.

Gray Ai-NET connectors are Audio Input
Black Ai-NET Connectors are Audio Output.

(Exception is the connector on an Alpine Headunit – it can be either Input or Output depending on the position of the Ai-NET switch on the bottom of the unit.)



LIMITED WARRANTY

ALPINE ELECTRONICS OF AMERICA, INC. AND ALPINE OF CANADA INC. ("Alpine"), are dedicated to quality craftsmanship and are pleased to offer this Warranty. We suggest that you read it thoroughly. Should you have any questions, please contact your Dealer or contact Alpine at one of the telephone numbers listed below.

● PRODUCTS COVERED:

This Warranty covers Car Audio Products and Related Accessories ("the product"). Products purchased in the Canada are covered only in the Canada. Products purchased in the U.S.A. are covered only in the U.S.A.

● LENGTH OF WARRANTY:

This Warranty is in effect for one year from the date of the first consumer purchase.

● WHO IS COVERED:

This Warranty only covers the original purchaser of the product, who must reside in the United States, Puerto Rico or Canada.

● WHAT IS COVERED:

This Warranty covers defects in materials or workmanship (parts and labor) in the product.

● WHAT IS NOT COVERED:

This Warranty does not cover the following:

- 1 Damage occurring during shipment of the product to Alpine for repair (claims must be presented to the carrier).
- 2 Damage caused by accident or abuse, including burned voice coils caused by over-driving the speaker (amplifier level is turned up and driven into distortion or clipping). Speaker mechanical failure (e.g. punctures, tears or rips). Cracked or damaged LCD panels. Dropped or damaged hard drives.
- 3 Damage caused by negligence, misuse, improper operation or failure to follow instructions contained in the Owner's manual.
- 4 Damage caused by act of God, including without limitation, earthquake, fire, flood, storms or other acts of nature. Any cost or expense related to the removal or reinstallation of the product.
- 5 Service performed by an unauthorized person, company or association.
- 6 Any product which has the serial number defaced, altered or removed.
- 7 Any product which has been adjusted, altered or modified without Alpine's consent.
- 8 Any product not distributed by Alpine within the United States, Puerto Rico or Canada.
- 9 Any product not purchased from an Authorized Alpine Dealer.

● HOW TO OBTAIN WARRANTY SERVICE:

- 1 You are responsible for delivery of the product to an Authorized Alpine Service Center or Alpine for repair and for payment of any initial shipping charges. Alpine will, at its option, repair or replace the product with a new or reconditioned product without charge. If the repairs are covered by the warranty, and if the product was shipped to an Authorized Alpine Service Center or Alpine, Alpine will pay the return shipping charges.
- 2 You should provide a detailed description of the problem(s) for which service is required.

3 You must supply proof of your purchase of the product.

- 4 You must package the product securely to avoid damage during shipment. To prevent lost packages it is recommended to use a carrier that provides a tracking service.

● HOW WE LIMIT IMPLIED WARRANTIES:

ANY IMPLIED WARRANTIES INCLUDING FITNESS FOR USE AND MERCHANTABILITY ARE LIMITED IN DURATION TO THE PERIOD OF THE EXPRESS WARRANTY SET FORTH ABOVE AND NO PERSON IS AUTHORIZED TO ASSUME FOR ALPINE ANY OTHER LIABILITY IN CONNECTION WITH THE SALE OF THE PRODUCT.

● HOW WE EXCLUDE CERTAIN DAMAGES:

ALPINE EXPRESSLY DISCLAIMS LIABILITY FOR INCIDENTAL AND CONSEQUENTIAL DAMAGES CAUSED BY THE PRODUCT. THE TERM "INCIDENTAL DAMAGES" REFERS TO EXPENSES OF TRANSPORTING THE PRODUCT TO THE ALPINE SERVICE CENTER, LOSS OF THE ORIGINAL PURCHASER'S TIME, LOSS OF THE USE OF THE PRODUCT, BUS FARES, CAR RENTALS OR OTHERS COSTS RELATING TO THE CARE AND CUSTODY OF THE PRODUCT. THE TERM "CONSEQUENTIAL DAMAGES" REFERS TO THE COST OF REPAIRING OR REPLACING OTHER PROPERTY WHICH IS DAMAGED WHEN THIS PRODUCT DOES NOT WORK PROPERLY. THE REMEDIES PROVIDED UNDER THIS WARRANTY ARE EXCLUSIVE AND IN LIEU OF ALL OTHERS.

● HOW STATE/PROVINCIAL LAW RELATES TO THE WARRANTY:

This Warranty gives you specific legal rights, and you may also have other rights which vary from state to state and province to province. In addition, some states/provinces do not allow limitations on how long an implied warranty lasts, and some do not allow the exclusion or limitation of incidental or consequential damages. Accordingly, limitations as to these matters contained herein may not apply to you.

● IN CANADA ONLY:

This Warranty is not valid unless your Alpine car audio product has been installed in your vehicle by an Authorized Installation Center, and this warranty stamped upon installation by the installation center.

● HOW TO CONTACT CUSTOMER SERVICE:

Should the product require service, please call the following number for your nearest Authorized Alpine Service Center.

CAR AUDIO 1-800-ALPINE-1 (1-800-257-4631)

NAVIGATION 1-888-NAV-HELP (1-888-628-4357)

Or visit our website at: <http://www.alpine-usa.com>

ALPINE ELECTRONICS OF AMERICA, INC., 19145 Gramercy Place, Torrance, California 90501, U.S.A.

ALPINE ELECTRONICS OF CANADA, INC., 777 Supertest Road, Toronto, Ontario M3J 2M9, Canada

Do not send products to these addresses.

Call the toll free telephone number or visit the website to locate a service center.

10-EN

